



Inmobel

DESIGNER FURNITURE



From its very inception, the vision of INSIGHT GROUP has been to become a best-in-class full service organization adhering to our mission of quality and integrity in business practices. One of my greatest beliefs is that inspiration for our vision comes from our continual ability to dream. Perhaps this is what sets us apart from the rest our motto that with hard work, commitment and dedication, there are no milestones that we cannot achieve . At Insight we strive to maintain a focus on “people” – communicating, consulting, advising and completing projects with a human touch.

Our group has nurtured a long and established history, growing from as we like to say “ the inside out”. This means new lines of business emerged in support of growing consumer demands for our product and service offerings, first in the area of interior designng and then later diversifying into Architecture, construction, turnkey executions of interior design and architectural projects.

INMOBEL is yet another brand extension of Insight into designer furniture using state of the art technology to manufacture precise and aesthetic modular kitchens, doors, windows, office and bedroom furniture. It is the perfect missing link which irons out the gap between the imprecision of handmade furniture and the exorbitant cost of European furniture.

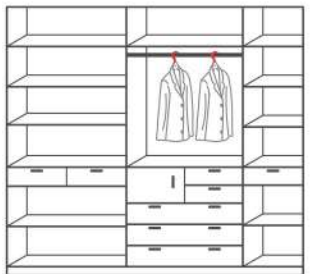
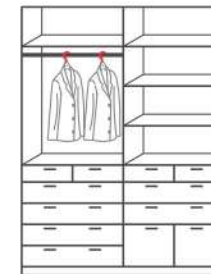
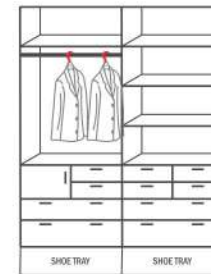
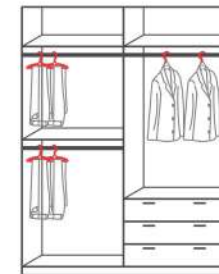
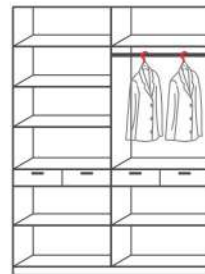
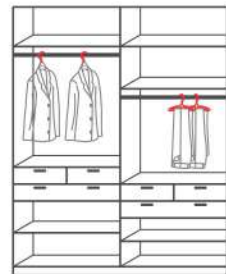
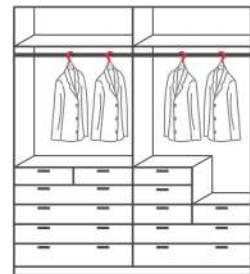
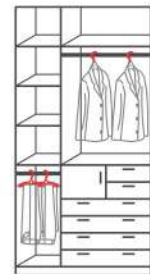

INSIGHT GROUP has always translated its pursuit for excellence into continuing long term expansion plans, INMOBEL being the latest edition to the list. I know that our commitment to being the very best along with your support will continue to lead us in more successful directions.

Jinal Palkhivala



Inmobel
DESIGNER FURNITURE

CUSTOMIZED **WARDROBE**



WD - 01
1800 TO 2400 - 2 DOORS

WD - 02
1800 TO 2400 - 2 DOORS

WD - 03
1800 TO 2400 - 2 DOORS

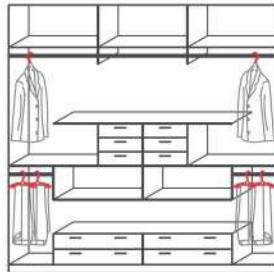
WD - 04
1800 TO 2400 - 2 DOORS

WD - 05
1800 TO 2400 - 2 DOORS

WD - 06
1800 TO 2400 - 2 DOORS

WD - 07
1800 TO 2400 - 2 DOORS

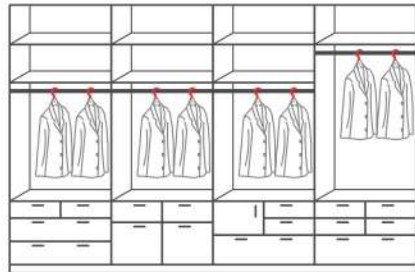
WD - 08
2300 TO 3000 - 3 DOORS



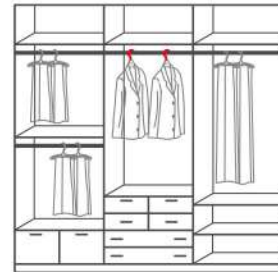
WD - 09
2400 TO 3600 - 3 DOORS



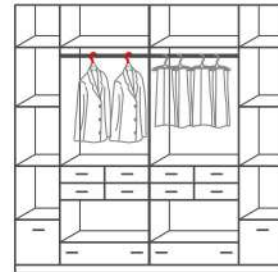
WD - 10
2700 TO 3600 - 4 DOORS



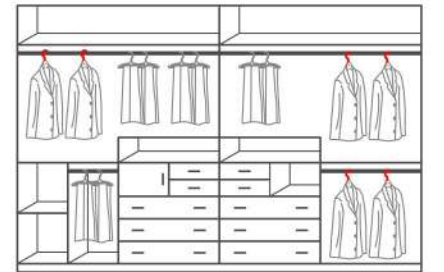
WD - 11
3600 TO 4800 - 4 DOORS



WD - 12
2400 TO 3600 - 3 DOORS



WD - 13
2700 TO 3600 - 4 DOORS



WD - 14
3600 TO 4800 - 4 DOORS



CORE MATERIAL OPTIONS

- Plywood
- MDF

DOOR OPTIONS

- Openable
- Bifold openable
- 2 Track sliding
- 3 Track sliding
- 2 Track inline sliding

FINISHING MATERIAL OPTIONS

- Laminate
- Hi gloss laminate
- Acrylic
- Veneer
- Polyurethane coating
- Polyester coating
- Glass - clear/back painted

INTERNAL LAMINATE OPTIONS



DIGITAL SAFE



DIGITAL LOCK



FINISHING OPTIONS

Finish Material	Melamine polish	PU coating	Polyester coating
Laminate	X	X	X
MDF	X	✓	✓
Veneer	✓	✓	✓
Solid Wood	✓	✓	✓

RAL SHADES



POLISH SHADES





211, Shivalik Arcade, Opp. Prahladnagar Auda Garden,
Satellite, Ahmedabad - 380015, India

Ph: +91 79 26931550 / 26931610 | Email: info@inmobel.in | www.inmobel.in