

← 8 inch →

← 8 inch →



Inmobel Kitchens offers its warmest welcome to all those looking for a kitchen and living room area that is beautiful to look at, simple to use and rich in fashionable finishes and colours. This is what you'll find in this catalogue, which is packed with examples and suggestions, thanks to our vast range of models and accessories with excellent price/quality ratios.

Inmobel Kitchens always places you at the centre of its designs.

100%
MADE
WITH LOVE



VERONA



AHMEDABAD

211, Shivalik Arcade,
Opp. Prahladnagar Auda Garden,
Satellite, Ahmedabad - 380015, India
Ph: +91 79 26931550 / 99099 64888

www.inmobel.in | info@inmobel.in

Ahmedabad | Baroda | Coimbatore | Delhi | Kolkata | Rajkot | Surat



← 8 inch →

← 8 inch →



About insight group company

“INMOBEL DESIGNER FURNITURE”
IS AN EXTENDED ARM OF
“INSIGHT GROUP”.

Established in 1974 by Mr. Nitin Palkhiwala, today INSIGHT has become a leading name in the fields of interior designing across Gujarat and other parts of India and Abroad. After joining business in 1995, his son Mr. Jinal Palkhiwala has been expanding the businesses rapidly and diversified successfully in the fields of architecture, construction and turnkey projects.

Inmobel is the latest addition to this successful string of ventures with an aim to bring world class modular office & home furniture, doors, windows, kitchens and much more to customer's doorstep. Designed and manufactured at their in-house state-of-the-art facilities, Inmobel is the perfect missing link to bridge the gap between conventional handmade Vs exorbitant European furniture.

With Inmobel we wish to take our vision of creating a comfortable, aesthetic and value-for-money living and working environment for all stakeholders..... even a step further.

We aim to deliver world class products to our customers and will keep bringing in innovations to provide maximum value.

Our products are customised to ease customer's life and enhance their living in every way possible.

We are committed to the environment and try to use, as much as possible, environment friendly products and processes.

← 8 inch →



STRAIGHT LINE KITCHEN 1

9'-0" LONG
(approx.)

Kitchen units

Carcass in Engineered Wood
Sink Carcass in Stainless Steel 304 grade
Door Melaminic / Hi-Gloss / Solid Wood / Glass
Grain Trolley
Pan Drawer Unit
Bottle Pullout
Cylinder Unit
Plate rack with Drip Tray

Appliances & Accessories

60cm 4 Burner Hob
90cm Chimney
Single Bowl Sink with Drain Board
Mixer Faucet

Hardware **blum** / Hettich

Soft close Hinges
Tandem Drawer Box

← 8 inch →



STRAIGHT LINE KITCHEN 2

9'-6" LONG
(approx.)

Kitchen units

Carcass in Engineered Wood
Sink Carcass in Stainless Steel 304 grade
Door Melaminic / Hi-Gloss / Solid Wood / Glass
Grain Trolley
Pan Drawer Unit
Bottle Pullout
Cylinder Unit
Plate rack with Drip Tray
Tall Unit

Appliances & Accessories

60cm 4 Burner Hob
90cm Chimney
Single Bowl Sink with Drain Board
Mixer Faucet

Hardware **blum** / Hettich

Soft close Hinges
Tandem Drawer Box

← 8 inch →



PARALLEL KITCHEN

9'-6"
(approx.)

6'-6"
(approx.)

Kitchen units

Carcass in Engineered Wood
Sink Carcass in Stainless Steel 304 grade
Door Melaminic / Hi-Gloss / Solid Wood / Glass
Grain Trolley
Pan Drawer Unit
Bottle Pullout
Cylinder Unit
Plate rack with Drip Tray
Corner with Crousal
Tall Uni

Appliances & Accessories

60cm 4 Burner Hob
90cm Chimney
Double bowl Sink with Drain Board
Mixer Faucet

Hardware **blum** / Hettich

Soft close Hinges
Tandem Drawer Box

← 8 inch →



L-SHAPE KITCHEN

9'-8"
(approx.)

8'-2"
(approx.)

Kitchen units

Carcass in Engineered Wood
Sink Carcass in Stainless Steel 304 grade
Door Melaminic / Hi-Gloss / Solid Wood / Glass
Grain Trolley
Pan Drawer Unit
Bottle Pullout
Cylinder Unit
Plate rack with Drip Tray
Corner with Crousal
Tall Unit

Appliances & Accessories

60cm 4 Burner Hob
90cm Chimney
Single Bowl Sink with Drain Board
Mixer Faucet

Hardware **blum** / Hettich

Soft close Hinges
Tandem Drawer Box

← 8 inch →

← 8 inch →



STATE OF THE ART Accessories and Appliances

Fully Loaded with Accessories



Chimney



HOB



Sink & Faucet



carcass SS 304

Colour and Finishes



AVORIO LUCIDO



BIANCO LUCIDO



GRIGIO
ANTRACITE LUCIDO



VISONE LUCIDO




CANAPA LUCIDO



LARICE CANAPA



LARICE CORDA




OLMO SCURO



BLU LUCIDO



CAFFE LUCIDO



LAVANDA LUCIDO




NERO LUCIDO



ROSSO LUCIDO



LARICE CENERE



FRASSINO TERRA



LARICE AVORIO

U-SHAPE KITCHEN

9'-8" (approx.)
6'-2" (approx.)
8'-4" (approx.)

Kitchen units

Carcass in Engineered Wood
Sink Carcass in Stainless Steel 304 grade
Door Melaminic / Hi-Gloss / Solid Wood / Glass
Grain Trolley
Pan Drawer Unit
Bottle Pullout
Cylinder Unit
Plate rack with Drip Tray
Corner with Crousal
Tall Unit

Appliances & Accessories

60cm 4 Burner Hob
90cm Chimney
Double bowl Sink with Drain Board
Mixer Faucet

Hardware **Blum** / Hettich

Soft close Hinges
Tandem Drawer Box

← 8 inch →



STRAIGHT LINE KITCHEN 1

9'-0" LONG
(approx.)

Kitchen units

Carcass in Engineered Wood
Sink Carcass in Stainless Steel 304 grade
Door Melaminic / Hi-Gloss / Solid Wood / Glass
Grain Trolley
Pan Drawer Unit
Bottle Pullout
Cylinder Unit
Plate rack with Drip Tray

Appliances & Accessories

60cm 4 Burner Hob
90cm Chimney
Single Bowl Sink with Drain Board
Mixer Faucet

Hardware **blum** / Hettich

Soft close Hinges
Tandem Drawer Box

← 8 inch →



STRAIGHT LINE KITCHEN 2

9'-6" LONG
(approx.)

Kitchen units

Carcass in Engineered Wood
Sink Carcass in Stainless Steel 304 grade
Door Melaminic / Hi-Gloss / Solid Wood / Glass
Grain Trolley
Pan Drawer Unit
Bottle Pullout
Cylinder Unit
Plate rack with Drip Tray
Tall Unit

Appliances & Accessories

60cm 4 Burner Hob
90cm Chimney
Single Bowl Sink with Drain Board
Mixer Faucet

Hardware **blum** / Hettich

Soft close Hinges
Tandem Drawer Box

← 8 inch →



PARALLEL KITCHEN

9'-6"
(approx.)

6'-6"
(approx.)

Kitchen units

Carcass in Engineered Wood
Sink Carcass in Stainless Steel 304 grade
Door Melaminic / Hi-Gloss / Solid Wood / Glass
Grain Trolley
Pan Drawer Unit
Bottle Pullout
Cylinder Unit
Plate rack with Drip Tray
Corner with Crousal
Tall Uni

Appliances & Accessories

60cm 4 Burner Hob
90cm Chimney
Double bowl Sink with Drain Board
Mixer Faucet

Hardware **blum** / Hettich

Soft close Hinges
Tandem Drawer Box

← 8 inch →



L-SHAPE KITCHEN

9'-8"
(approx.)

8'-2"
(approx.)

Kitchen units

Carcass in Engineered Wood
Sink Carcass in Stainless Steel 304 grade
Door Melaminic / Hi-Gloss / Solid Wood / Glass
Grain Trolley
Pan Drawer Unit
Bottle Pullout
Cylinder Unit
Plate rack with Drip Tray
Corner with Crousal
Tall Unit

Appliances & Accessories

60cm 4 Burner Hob
90cm Chimney
Single Bowl Sink with Drain Board
Mixer Faucet

Hardware **blum** / Hettich

Soft close Hinges
Tandem Drawer Box



U-SHAPE KITCHEN

9'-8" (approx.)
6'-2" (approx.)
8'-4" (approx.)

Kitchen units

Carcass in Engineered Wood
Sink Carcass in Stainless Steel 304 grade
Door Melaminic / Hi-Gloss / Solid Wood / Glass
Grain Trolley
Pan Drawer Unit
Bottle Pullout
Cylinder Unit
Plate rack with Drip Tray
Corner with Crousal
Tall Unit

Appliances & Accessories

60cm 4 Burner Hob
90cm Chimney
Double bowl Sink with Drain Board
Mixer Faucet

Hardware **Blum** / Hettich

Soft close Hinges
Tandem Drawer Box

Cutting-edge machines and technology, enable us to achieve the highest quality standards that are certified by the most renowned international certificates.

Now, a new showroom will add to the large production site: it will house a complete array of our creations, while staff especially dedicated to you will assist you in your choice and draw you into our world. So you can get first-hand experience of the quality that defines a inmobel kitchen.

OTHERS

Dividing the models into categories based on the type of door opening system used helps you focus on the difference between each model, making it easier to choose the one you like best and then completed it with finishes and details.

1. Choose the door type and opening system
2. Choose the model
3. Choose the finishes and colours
4. Choose the open elements and worktop
5. Choose the electrical appliances

5 STEPS FOR CHOOSING YOUR KITCHEN